


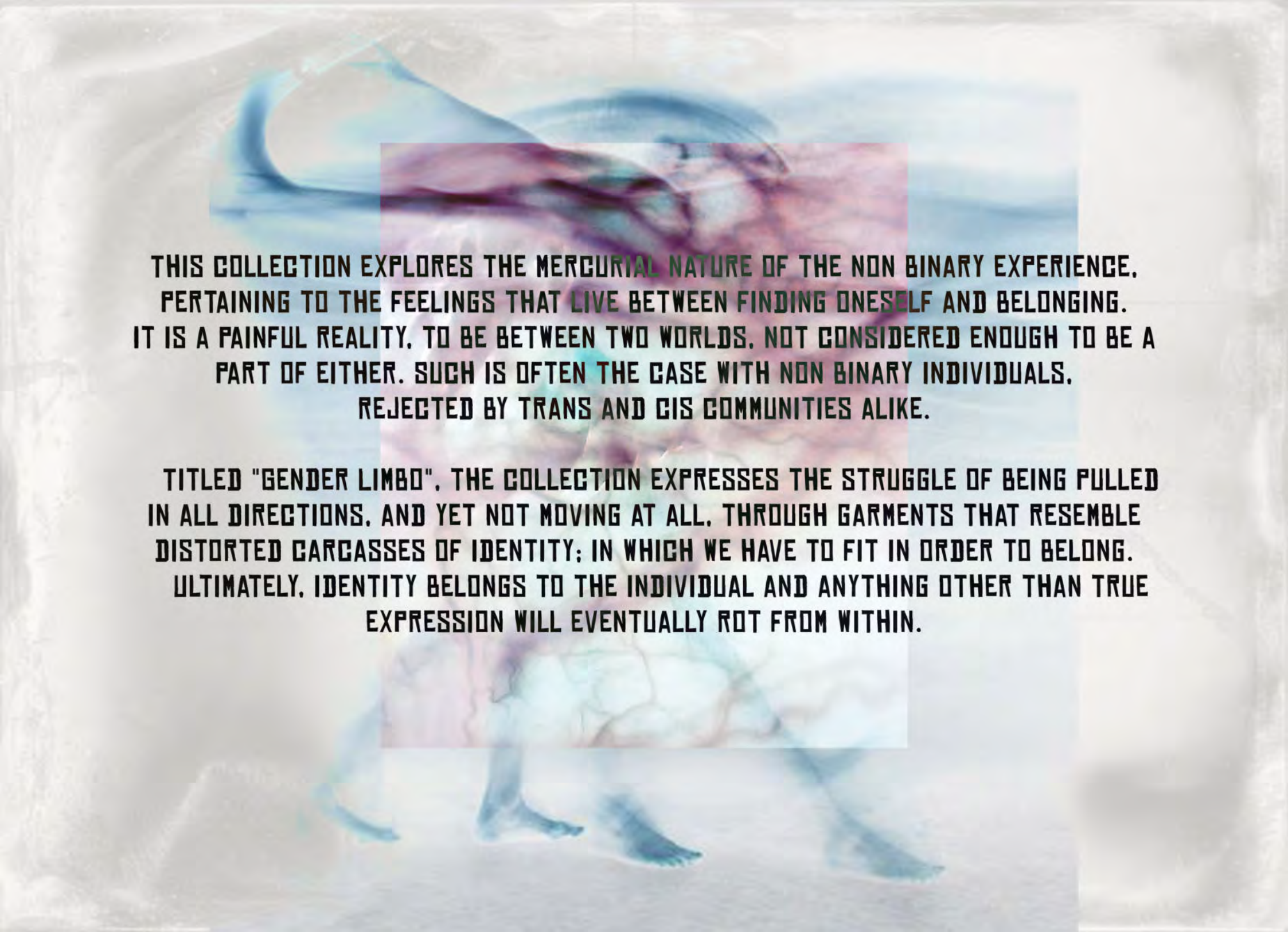
BIBART ANDREI A.K.A. "MR OYSTR"
PORTFOLIO

**“MR OYSTR”
FINAL MAJOR PROJECT AW’23**



"GENDER LIMBO"

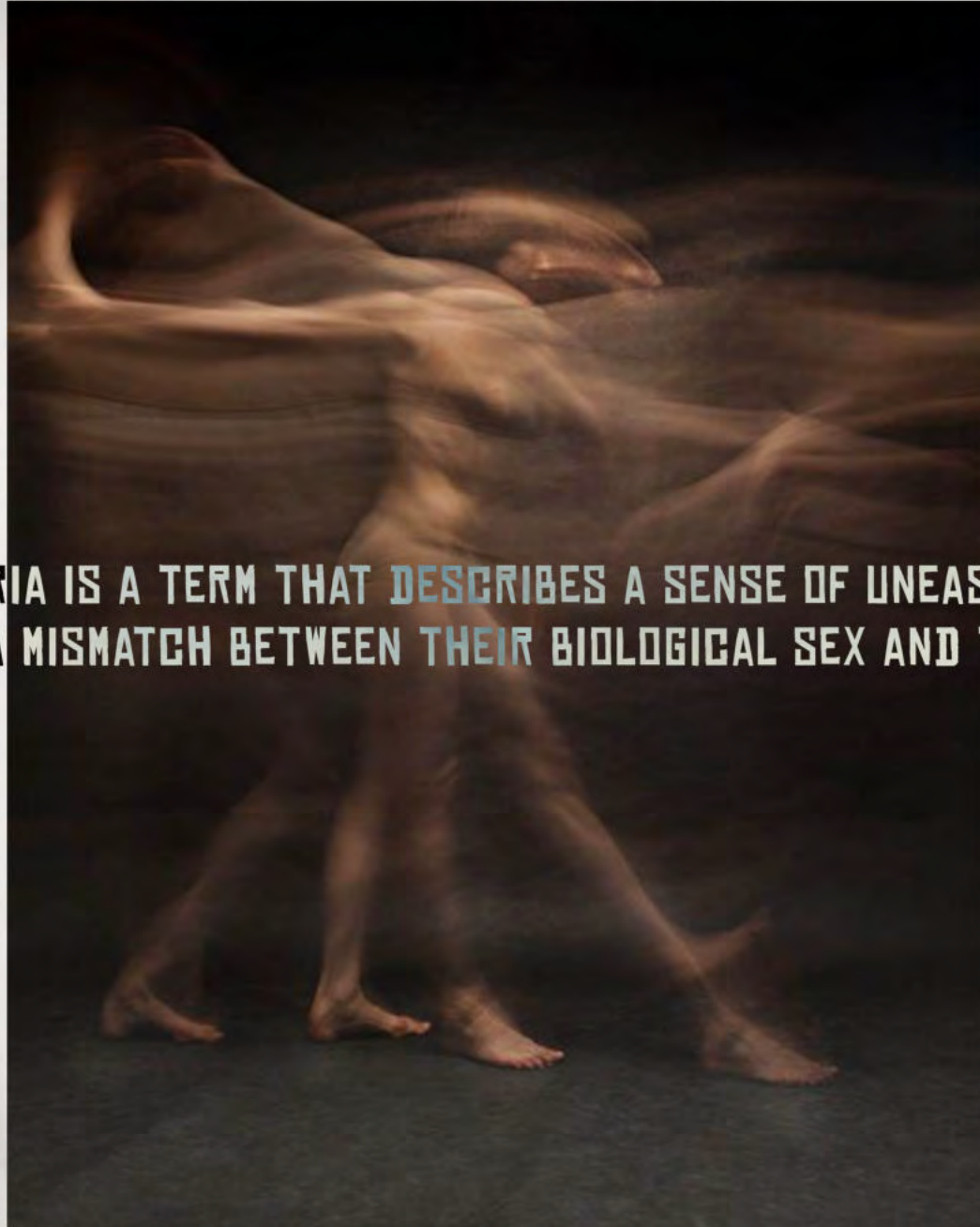
FMP DESIGN PROCESS

A person is shown from the waist down, wearing a vibrant, multi-colored, translucent outfit that appears to be made of liquid or smoke. The colors include shades of blue, purple, pink, and teal. The person is standing in a misty, ethereal environment with a light, hazy background. The overall mood is dreamlike and surreal.

THIS COLLECTION EXPLORES THE MERCURIAL NATURE OF THE NON BINARY EXPERIENCE, PERTAINING TO THE FEELINGS THAT LIVE BETWEEN FINDING ONESELF AND BELONGING. IT IS A PAINFUL REALITY, TO BE BETWEEN TWO WORLDS, NOT CONSIDERED ENOUGH TO BE A PART OF EITHER. SUCH IS OFTEN THE CASE WITH NON BINARY INDIVIDUALS, REJECTED BY TRANS AND CIS COMMUNITIES ALIKE.

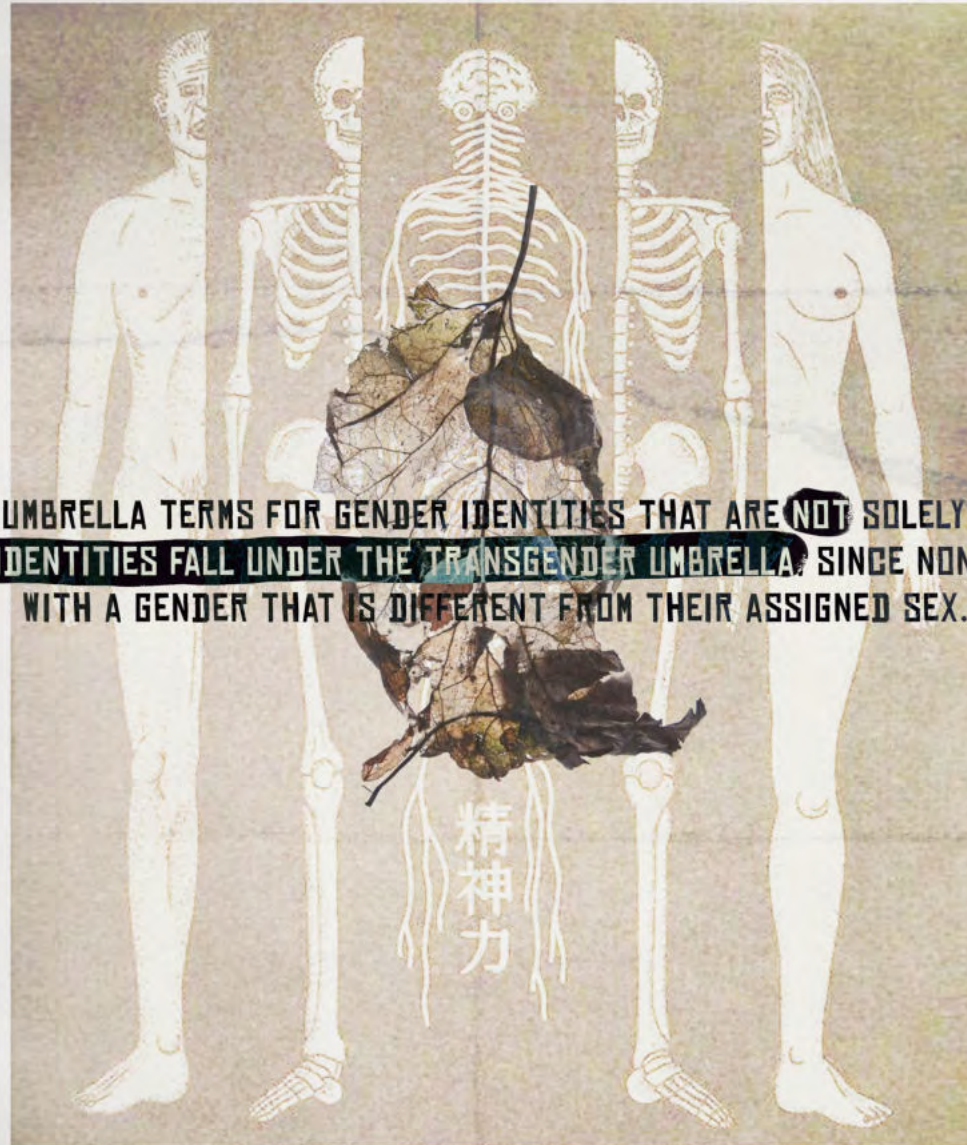
TITLED "GENDER LIMBO", THE COLLECTION EXPRESSES THE STRUGGLE OF BEING PULLED IN ALL DIRECTIONS, AND YET NOT MOVING AT ALL, THROUGH GARMENTS THAT RESEMBLE DISTORTED CARCASSES OF IDENTITY; IN WHICH WE HAVE TO FIT IN ORDER TO BELONG. ULTIMATELY, IDENTITY BELONGS TO THE INDIVIDUAL AND ANYTHING OTHER THAN TRUE EXPRESSION WILL EVENTUALLY ROT FROM WITHIN.

GENDER DYSPHORIA IS A TERM THAT DESCRIBES A SENSE OF UNEASE THAT A PERSON MAY HAVE BECAUSE OF A MISMATCH BETWEEN THEIR BIOLOGICAL SEX AND THEIR GENDER IDENTITY.





THE FEELING OF NOT FITTING INTO YOUR OWN SKIN



NON-BINARY AND GENDERQUEER ARE UMBRELLA TERMS FOR GENDER IDENTITIES THAT ARE NOT SOLELY MALE OR FEMALE (IDENTITIES OUTSIDE THE GENDER BINARY). NON-BINARY IDENTITIES FALL UNDER THE TRANSGENDER UMBRELLA, SINCE NON-BINARY PEOPLE TYPICALLY IDENTIFY WITH A GENDER THAT IS DIFFERENT FROM THEIR ASSIGNED SEX.

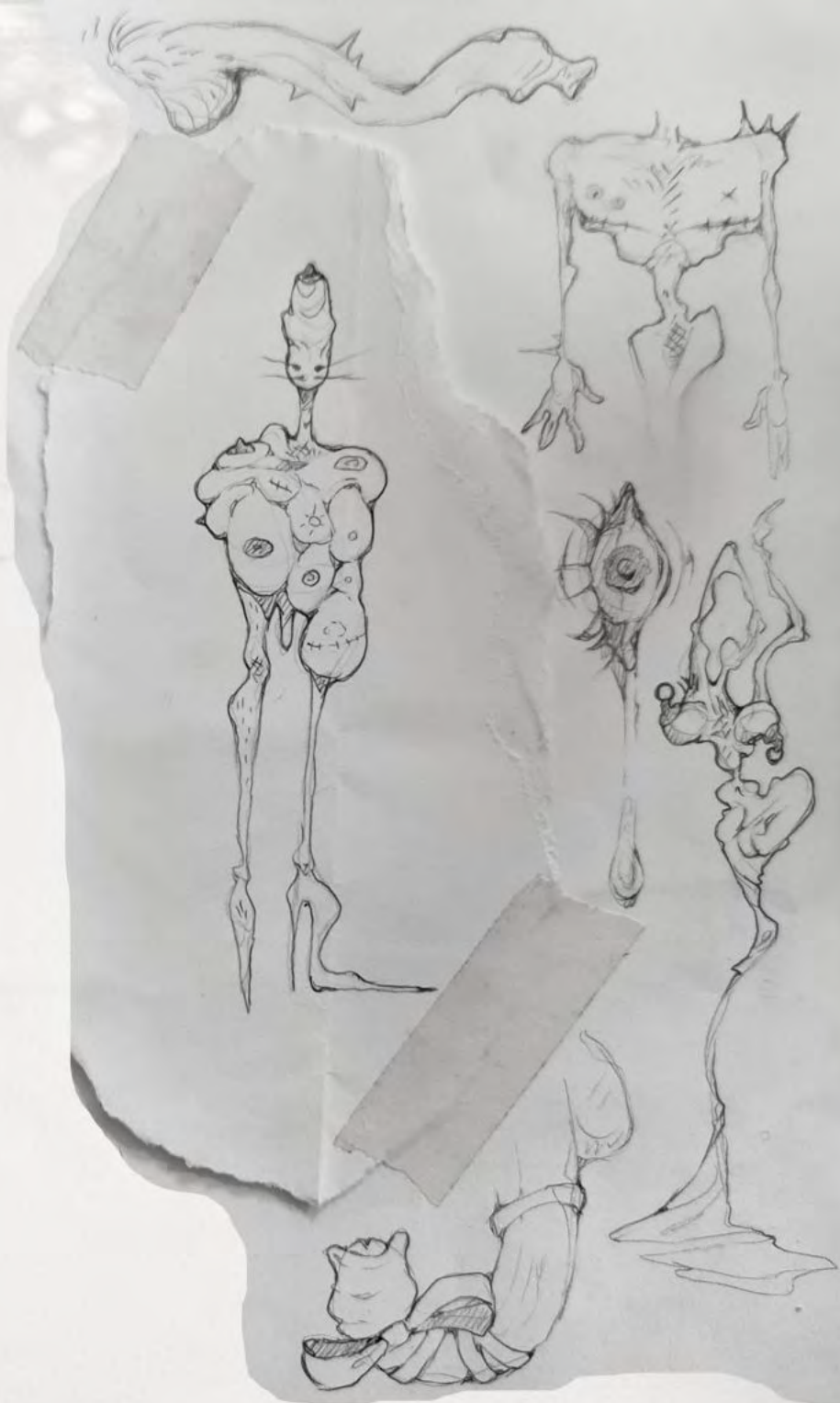









**A VISUAL REPRESENTATION
OF HOW I EXPERIENCE MY BODY THROUGH
MY OWN PERSEPECTIVE**





THIS SHAPE

NIPPLE
TOP ?



DRESS FALLING OFF
BUT NOT REALLY






FABRIC DRAPED
TO REMOVE LUMPS AND
EVEN OUT SHAPE

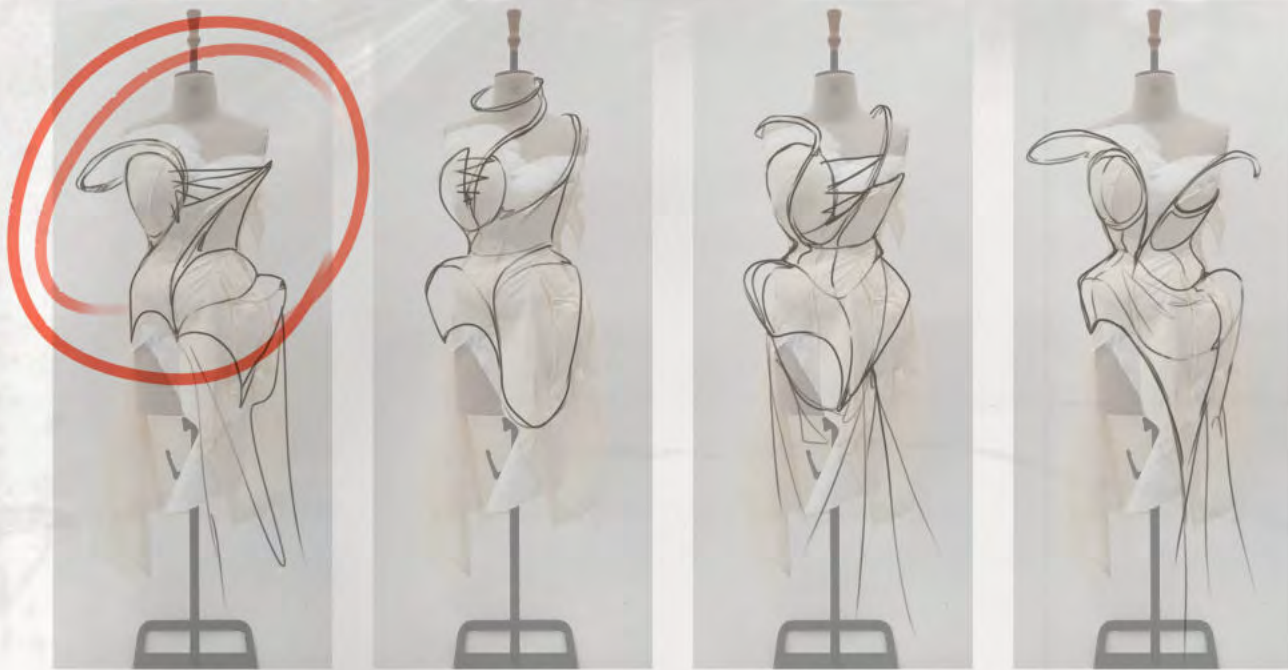
STEAM WADDING
TO SMOOTH OUT

PADDED OUT MANNEQUIN TO CREATE A SURREALISTIC
DISTORTED BODY SHAPE TO DRAPE ON TOP OF

**DRAPING ON TOP OF THE PADDED MANNEQUIN
TO CREATE "THE SHELL" OF A DRESS**



**WHEN PUT BACK ON A HUMAN BODY
IT WILL GIVE OFF THE LOOK OF A BODY TRYING
TO FILL IN AN EMPTY CARCASS**



**USING THE SHAPE LANGUAGE OF A SLIP DRESS
TO CREATE THE CARCASS OF A HUMAN THAT
ISN'T ANYMORE. TRYING TO FIT INTO THAT
SAME CARCASS OF THE PAST**



TESTING THE FIT ON DIFFERENT BODY TYPES






BIGGER
STILL



MORE



MORE OFF
THE BODY



LOOK 3 - FITTING 3

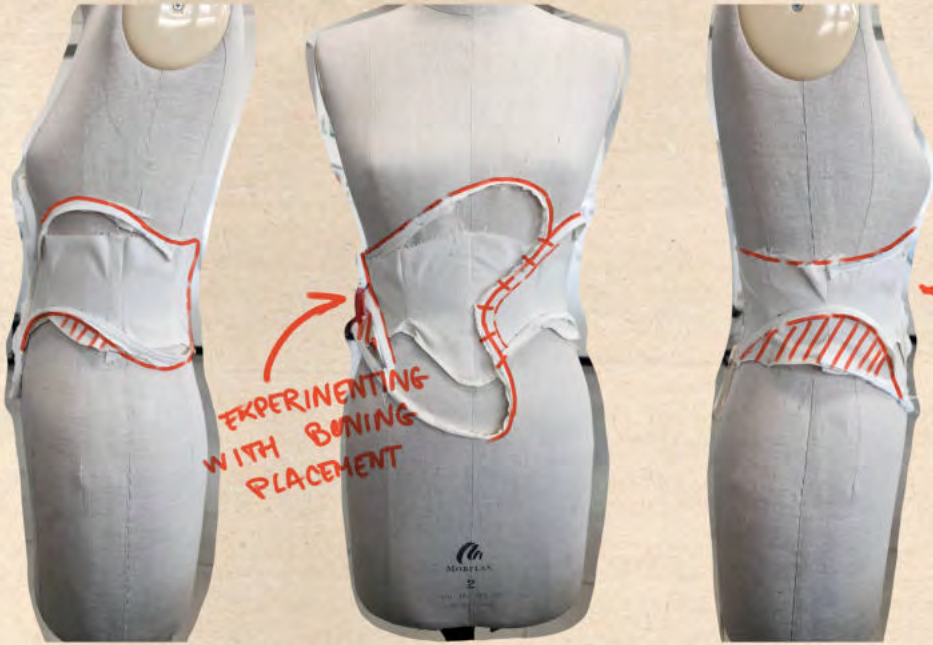
PLEASED WITH THE
RANGE OF SIZES IT FITS
AND HOW DIFFERENTLY IT
INTERACTS WITH DIFFERENT BODIES

GOOD

MORE FABRIC
+ ORGANZA LAYERS




DRAPING A CORSET



EXPERIMENTING WITH BONING PLACEMENT

A SIMPLE CORSET BASE USED AS A BASE — MAYBE NOT NECESSARY?



TRYING OTHER SHAPES

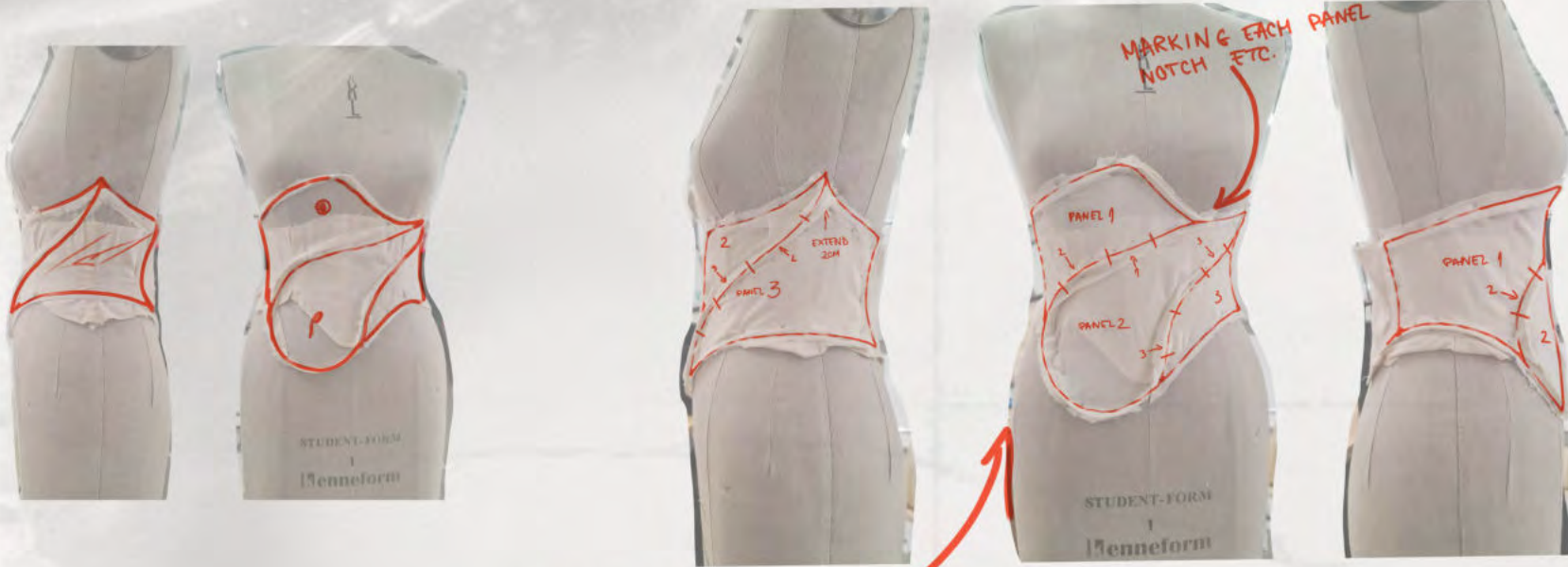
ENDED UP SCRAPPING THIS DESIGN AS THE CORSET WAS SUPPOSED TO CONVEY THE FEELING OF HAVING YOUR WAIST TWISTED LIKE A CLOTH BEING RINSED OUT

-THE SHAPE WASN'T RIGHT



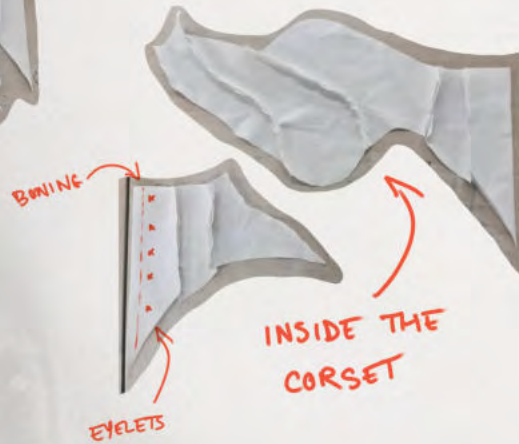
USING THE TRACING METHOD PREVIOUSLY LEARNED IN THE WORKSHOP TO PRODUCE THE PATTERNS





DRAPING FABRIC ONTO BONING DRAPES

PATTERNS



CORSET BASE - BONING CHANNELS SEWN ON TOP



LOOK 1

BASIC TROUSER BLOCK

FIRST ATTEMPT AT MANIPULATING A BLOCK WITH BONING CHANNELS AND CUTOUTS


FALLEN MICRO BIKINI TOP?

NIPPLE PRINT?

EYELETS & LACING FOR "FALLING APART" EFFECT

"PEELING OFF" THE BODY


STRUCTURES MADE WITH RIGILENE BONING
- HOLDS LIGHTWEIGHT FABRIC WELL
- MALLEABLE
- CAN BE SEWN



FITTING 1 - LOOK 1

FULL BODY POWER MESH BODYSUIT FOR "NAKED" LOOK?

TOP LOOKS UNRESOLVED



RESOLVE THIS


BIGGER

POCKET?

A LOT MORE FABRIC FOR FLARES

AFTER THE FIRST TOILE FITTING ON LOOK 1 I REALIZED IN ORDER TO CREATE THE FALLEN LEVITATING BRA LOOK. THE TOP WOULD NEED SOME SORT OF BASE - LIKE A MESH TOP - TO HOLD THE BRA STRUCTURE AND SHAPE.
- NOT A FAN OF HAVING THE TOP COVERED IN FABRIC.
- I WOULD LIKE TO ACHIEVE A HEAVY SILHOUETTE ON THE BOTTOM WITH A MINIMAL TOP KIND OF LOOK


2ND ATTEMPT AT DRAPING WITH RIGILENE BONING





FITTING 2 - LOOK 1

TIT STOLE
- MIMICK A FUR STOLE



LOOP TAPE IS TOO ELASTICATED - LACING DOESN'T PULL



RESOLVE CROTCH



TULLE INSIDE?


GODETS

TWO TONED TAFFETTA



POTENTIAL FABRIC

LOOK 2 - INITIAL DRAPE



DRAPED ORGANZA TRAIN



MORE



ADDED
FABRIC



HOLLOW

?

ADD SKIRT


FITTING 1 - LOOK 2




BIGGER
SHAPES



MORE
OUT



REACH THE FLOOR




AFTER THIS FITTING I WAS LEFT UNSATISFIED WITH THIS DESIGN AS I WAS NOT ABLE TO PROPERLY CONVEY THE IDEA I HAD INTENDED




LONGER



THE SKIRT 2.0



FIRST ATTEMPT
AT SCULPTING A "STATUE"
CHESTPLATE FOR LOOK 2




CALICO DRENCHED
IN PVA GLUE

MOULDED ON
BUST



PAPER AND TAPE
TO BULK OUT MUSCLES



PVA GLUE TO
SEAL PAPER

USING AIR DRYING CLAY I COVERED THE CHESTPLATE
SMOOTHING OUT ALL THE MUSCLES UNDERNEATH
AND ADDING DETAILS
- TO BE SANDED WHEN DRY



FOR THE NEXT ATTEMPT:

- TRY PLASTER BANDAGES INSTEAD OF PAPER BASE
- MAKE CHESTPLATE SMALLER TO ONLY COVER THE CHEST
- KEEP THE DISTORTED SURREAL ANGLE OF THE BODY

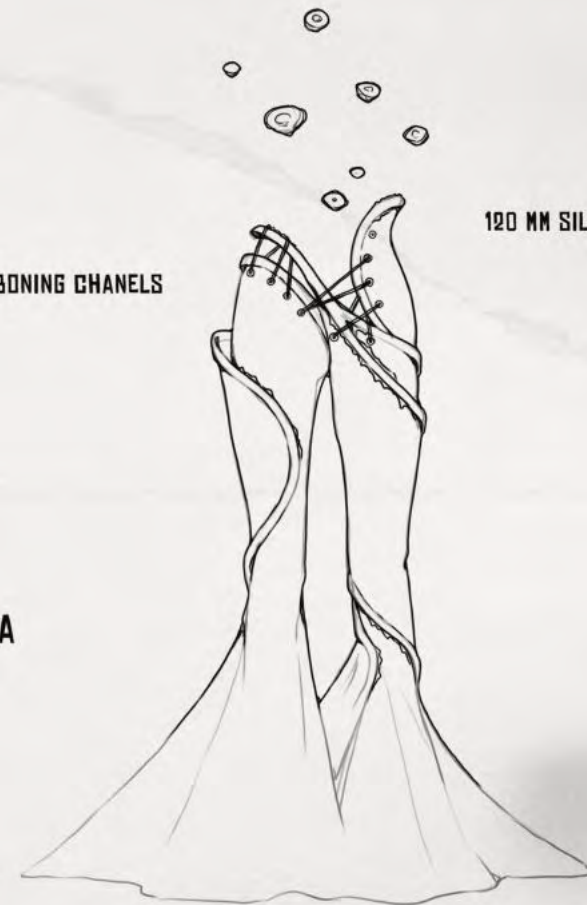
"GENDER LIMBO" BY MR.DSYTR AW'23 - LOOK 1



- FLARED LOW WAISTED TROUSERS WITH BONING CHANNELS THROUGHOUT
- LACING DETAIL OVER CROTCH AND HIP AREA
- ORGANZA OVERLAYS INSIDE FLARE SLIT


AIR DRYING CLAY NIPPLE ACCESSORIES PASTED ON BODY WITH DOUBLE SIDED SKIN TAPE

1 CM RIGILENE BONING CHANNELS



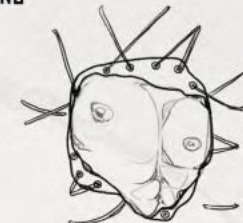
120 MM SILVER EYELETS

"GENDER LIMBO" BY MR.DSYTR AW'23 - LOOK 2



- HIGH WASITED MERMAID STYLE SKIRT WITH BONING DETAILS
- 5M GODET IN THE BACK SEAM
- SCULPTED DISTORTED CHESTPLATE WITH LEATHER BACKING LACED AROUND THE BODY

AIR DRYING CLAY SCULPTED CHESTPLATE
WITH LEATHER BACKING



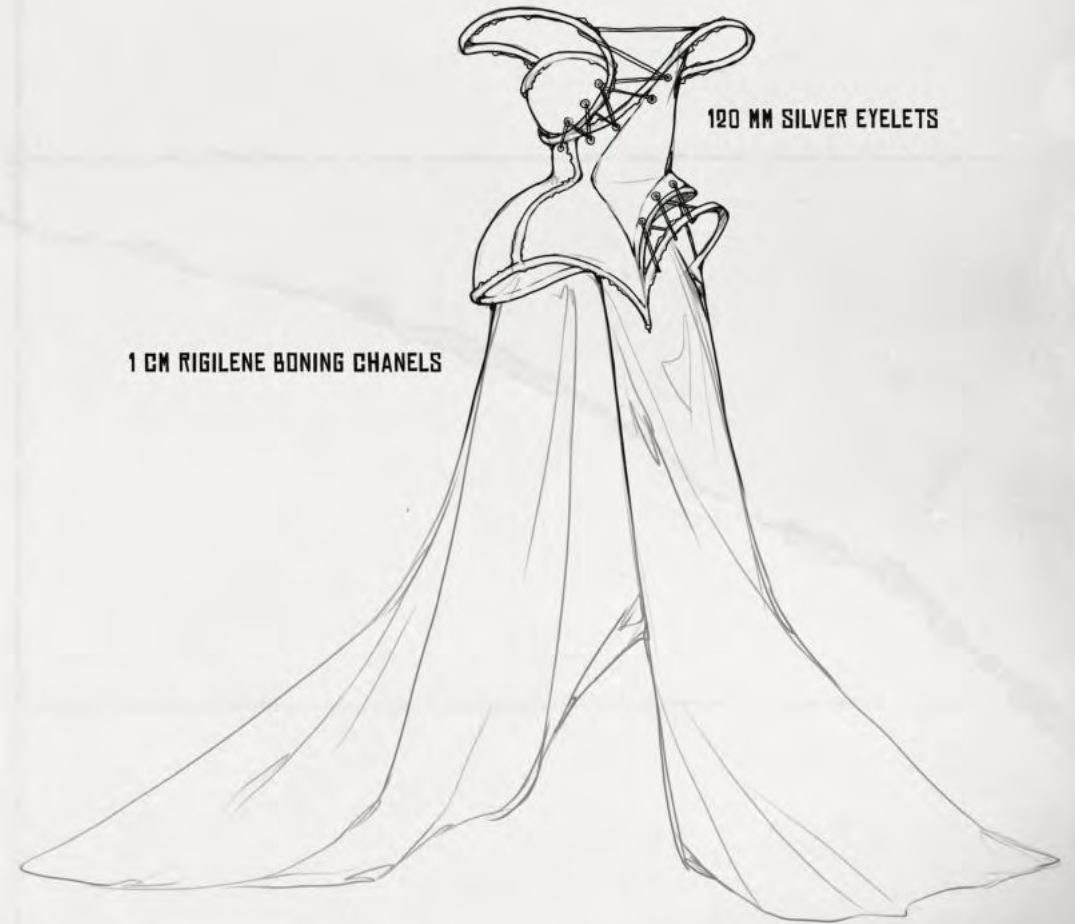
120 MM SILVER EYELETS WITH SUEDE GORD
LACING AROUND BODY

1 CM RIGILENE BONING CHANELS

ORGANZA OVERLAYS



"GENDER LIMBO" BY MR.DSYTR AW'23 - LOOK 3



120 MM SILVER EYELETS

1 CM RIGILENE BONING CHANNELS

- DISTORTED DRESS WITH RIGILENE BONING UNDER-STRUCTURE AND FLOATING STRAPS
- ORGANZA AND TAFFETTA DRAPING ON THE BOTTOM
- LACING DETAIL ACROSS CHEST AND HIP
- SCULPTED BULGE WITH LEATHER BACKING

"GENDER LIMBO" BY MR.DSYTR AW'23 - LOOK 4

- DISTORTED WAIST CORSET WITH RED BEADING
- STRETCH BLACK MESH DRESS WITH EXPOSED OVERLOCK SEAMS



1 CM RIGILENE BONING CHANNELS



120 MM SILVER EYELETS
AND SUEDE CORD LACING IN THE BACK

EXPOSED BLACK OVERLOCKED SEAMS



"GENDER LIMBO" BY MR.DYSTR AW'23



"GENDER LIMBO" BY MR.DYSTR AW'23

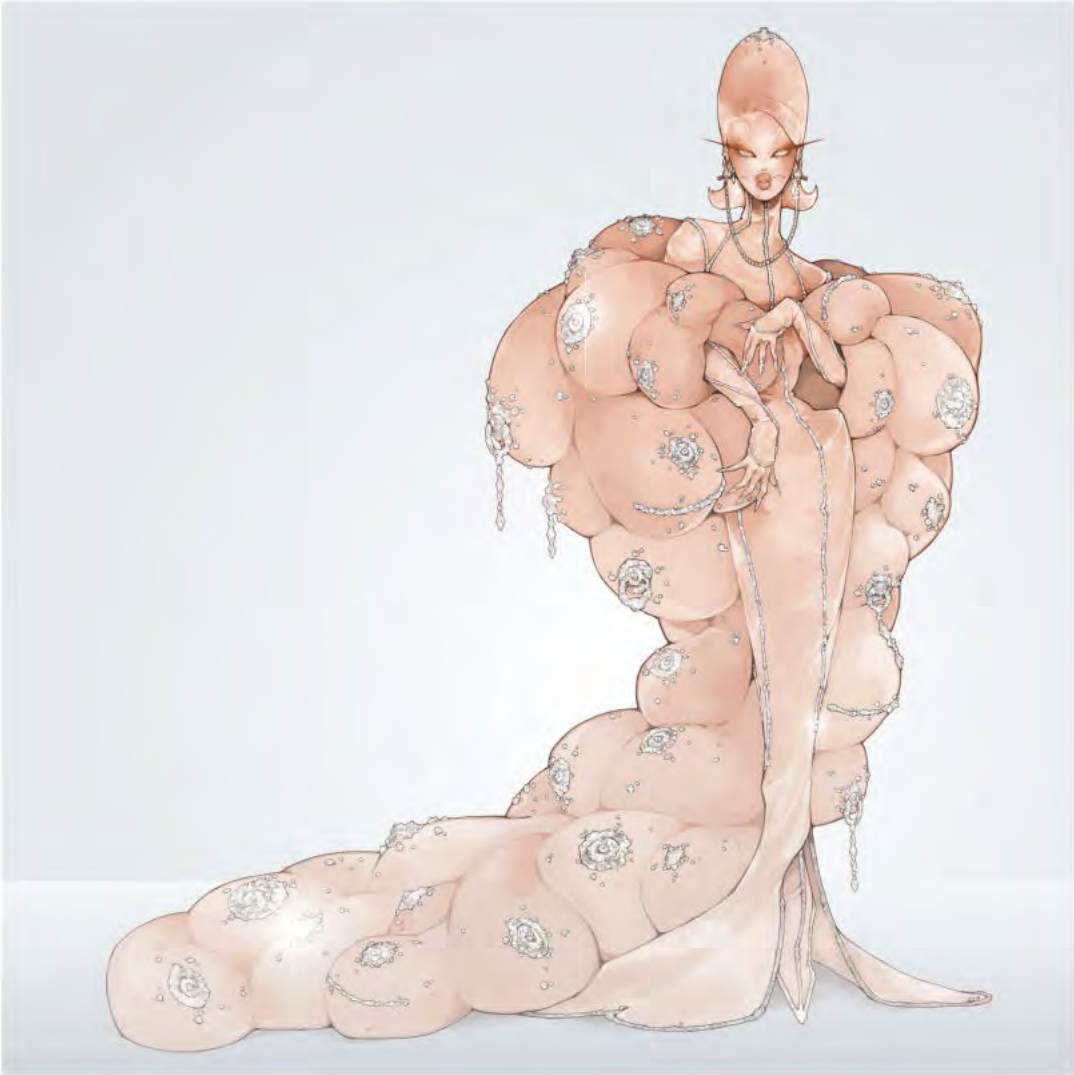


"GENDER LIMBO" BY MR.DYSTR AW'23



"GENDER LIMBO" BY MR.DYSTR AW'23

**“MR OYSTR”
ILLUSTRATIONS**





**“MR OYSTR”
PRE-COLLECTION SS’23**

MODEL ELIX TOCI @ELIXTOCI
PHOTOGRAPHER MAGNUS SWÄRD @SON_OF_VOGUE

MAKEUP EMILY BAGDADES @GETYOUR_GLAMOR
CREATIVE DIRECTION KONSTANTINOS TSAGKARIS @KONSTANTINOS.TSAGKARIS

STYLING KENNY DOSSOUS @BSBKSQUIRT
ASSISTANT CREATIVE DIRECTOR FILIPPOS VOGOANIS @PHILIPVOGOANIS



MODEL ELIX TOCI @ELIXTOCI
PHOTOGRAPHER MAGNUS SWÄRD @SON_OF_VOGUE

MAKEUP EMILY BAGDADES @GETYOUR_GLAMOR
CREATIVE DIRECTION KONSTANTINOS TSAGKARIS @KONSTANTINOS.TSAGKARIS

STYLING KENNY DOSSOUS @BSBKSQUIRT
ASSISTANT CREATIVE DIRECTOR FILIPPOS VOGGANIS @PHILIPVOGGANIS



MODEL ELIX TOCI @ELIXTOCI
PHOTOGRAPHER MAGNUS SWÄRD @SON_OF_VOGUE

MAKEUP EMILY BAGDADES @GETYOUR_GLAMOR
CREATIVE DIRECTION KONSTANTINOS TSAGKARIS @KONSTANTINOS.TSAGKARIS

STYLING KENNY DOSSOUS @BSBKSQUIRT
ASSISTANT CREATIVE DIRECTOR FILIPPOS VOGDANIS @PHILIPVOGDANIS



MODEL ELIX TOCI @ELIXTOCI
PHOTOGRAPHER MAGNUS SWÄRD @SON_OF_VOGUE

MAKEUP EMILY BAGDADES @GETYOUR_GLAMON
CREATIVE DIRECTION KONSTANTINOS TSAGKARIS @KONSTANTINOS.TSAGKARIS

STYLING KENNY DOSSOUS @BSBKSQUIRT
ASSISTANT CREATIVE DIRECTOR FILIPPOS VOGDANIS @PHILIPVOGDANIS



FIN.